

# tantulus hp indoor



tunableWhite




TECHNICAL DATASHEET

# tantulus hp indoor

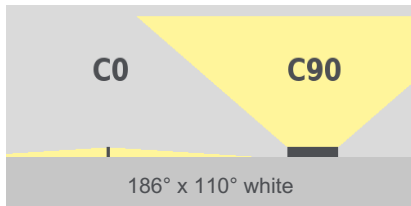
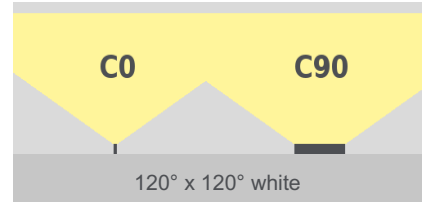
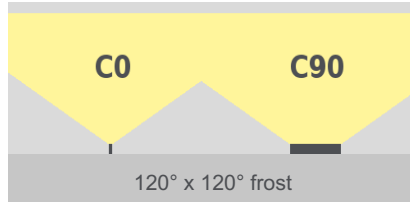
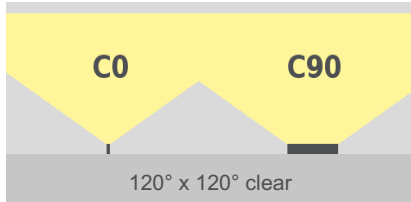
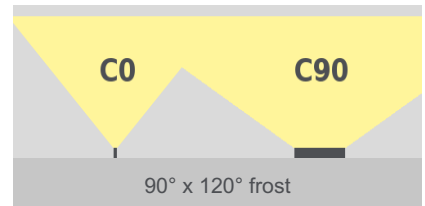
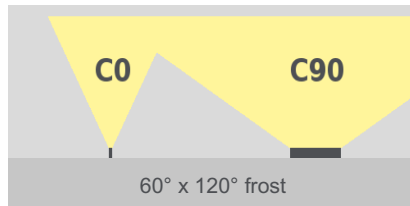
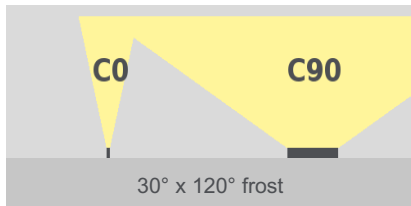
## tunableWhite

### Technical Data

Dimensions	23 mm x 19 mm [W x H] 0.91 in x 0.75 in [W x H]
Standard Unit Lengths	310 mm, 615 mm, 920 mm, 1225 mm, 1530 mm, 1835 mm 12.21 in, 24.22 in, 36.23 in, 48.23 in, 60.24 in, 72.25 in
Fixture Typ	 tunableWhite
Color Temperatures tunableWhite	2700 K - 6500 K * Project-specific color temperature ranges for tunableWhite available.
Beam Angles	30° x 120°, 60° x 120°, 90° x 120°, 120°, 120° 120°, 186° x 110°
Luminous Flux	310 mm (12.21 in): 583 lm 615 mm (24.22 in): 1166 lm 920 mm (36.23 in): 1749 lm 1225 mm (48.23 in): 2332 lm 1530 mm (60.24 in): 2915 lm 1835 mm (72.25 in): 3498 lm
Light Source	310 mm (12.21 in): 20 LEDs 615 mm (24.22 in): 40 LEDs 920 mm (36.23 in): 60 LEDs 1225 mm (48.23 in): 80 LEDs 1530 mm (60.24 in): 100 LEDs 1835 mm (72.25 in): 120 LEDs
R9	20
LED-Binning	
MacAdam Ellipses Binning	2

Input Voltage	Power supply: external   36 VDC	
Power Consumption	310 mm (12.21 in):	Max. 5 W
	615 mm (24.22 in):	Max. 10 W
	920 mm (36.23 in):	Max. 15 W
	1225 mm (48.23 in):	Max. 20 W
	1530 mm (60.24 in):	Max. 25 W
	1835 mm (72.25 in):	Max. 30 W
Protection Class	II	
Storage Temperatur	-20 °C / +40 °C   -4 °F / +104 °F	
Operating Temperature	-20 °C / +40 °C   -4 °F / +104 °F	
Start-up Temperature	-20 °C / +40 °C   -4 °F / +104 °F	
Lumen Maintenance [L70]	65'000 h @ 25 °C (77 °F)   40'000 h @ 50 °C (122 °F)	
LED-Class	Class 2 LED Product	
Housing	Aluminium	
Housing Color(s)		Aluminium anodized (Standard)
Lens	Material: PMMA Translucency	
	clear	90%
	frost	87%
	white	70%
Weight	325 mm (12.80 in):	0,11 kg (0.24 lbs)
	630 mm (24.80 in):	0,22 kg (0.49 lbs)
	953 mm (37.52 in):	0,33 kg (0.73 lbs)
	1240 mm (48.82 in):	0,44 kg (0.97 lbs)
	1545 mm (60.83 in):	0,55 kg (1.21 lbs)
	1850 mm (72.83 in):	0,66 kg (1.46 lbs)
Ingress Protection	IP20	
Environment		indoor
Certification		

## Beam Angles



Project	Fixture#	Date
		Firm

## Ordering Information

Choose the option that suits your needs and write its corresponding code on the appropriate line to form the product code.

TAN-IN-HP- TW2765 - \_\_\_\_\_ - \_\_\_\_\_ - Y31  
 TYP - LUMINOUS COLOR    FIXTURE LENGTH    BEAM ANGLE    MOUNTING OPTION

TYP - LUMINOUS COLOR	
TW2765	tunableWhite - 2700 K - 6500 K

FIXTURE LENGTH	
310	310 mm / 12.2 in
615	615 mm / 24.21 in
920	920 mm / 36.22 in
1225	1225 mm / 48.23 in
1530	1530 mm / 60.24 in
1835	1835 mm / 72.24 in

MOUNTING OPTION	
K0	Bracket Set 0°
K15	Bracket Set 15°
K30	Bracket Set 30°
K45	Bracket Set 45°
K60	Bracket Set 60°
KADJ	Positioning Hinge
Fixed Angle: Bracket count: 2 <= 1225 mm (48.23 in) > 3 HKadj: Bracket count: 2 for all lengths	

BEAM ANGLE	
30X120(F)	30° x 120° frost
60X120(F)	60° x 120° frost
90X120(F)	90° x 120° frost
120X120(C)	120° x 120° clear
120X120(F)	120° x 120° frost
120X120(W)	120° x 120° white
SQR(W)	186° x 110° white

\* Project-specific options are available - Please contact our Sales Representative for further information.



Lindberghstrasse 15  
86343 Koenigsbrunn  
Tel: +49 (0)8231/95787-0  
Fax: +49 (0)8231/95787-29  
[www.biontechnologies.com](http://www.biontechnologies.com)  
[info@biontechnologies.com](mailto:info@biontechnologies.com)

YouTube: <http://www.youtube.com/user/BIONTECHNOLOGIES>

© 2023, BION TECHNOLOGIS GMBH  
All rights reserved / Subject to change / Specifications may change without notice